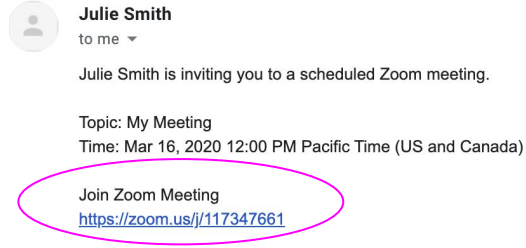
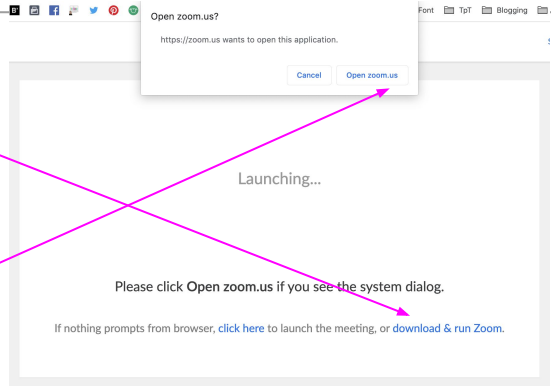
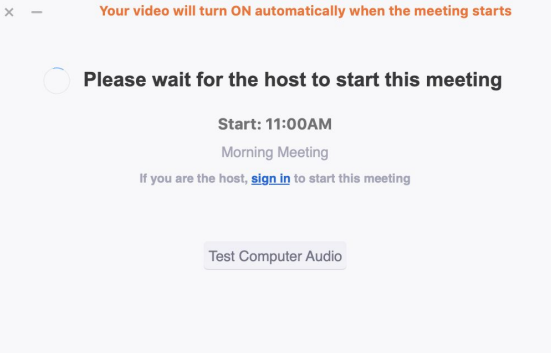





Zoom Directions for Students

FOR **COMPUTER** USERS: 🎧 Headphones help with background noise!

Google Chrome 53.0.2785 or higher, Internet Explorer 10 or higher, Microsoft Edge 38.14393.0.0 or higher, Google Chrome 53.0.2785 or higher, Safari 10.0.602.1.50 or higher, Firefox 49.0 or higher

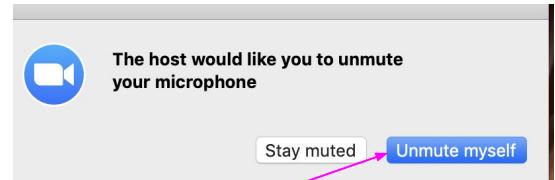
1.	Click on the meeting link your teacher sends or posts.	
2.	<p>If you have never used Zoom before then you will need to click <i>download and run Zoom</i>.</p> <p>If you have Zoom downloaded on your computer then click <i>Open zoom.us</i></p>	
3.	You might see a similar message to the one on the right once Zoom has been launched. As soon as your teacher joins the meeting, the virtual room will pop up.	
4.	Most likely your teacher has it set to mute all participants (that's YOU!) when they first join. You will only be able to <u>hear</u> your teacher at this time. She/he will <u>not</u> be able to hear you.	

5. If your teacher invites you to speak, the message to the right may or may not pop up. If it does pop up click the [blue](#) *Unmute Myself* button.

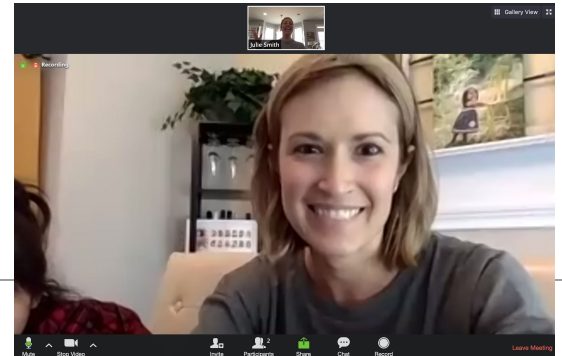
Troubleshooting:

What if my teacher cannot hear me?

- Bottom left corner next to the microphone, click the ^ arrow to try other microphones.



6. If you need to leave the meeting early or your teachers says the meeting has come to an end, you will want to exit the room by clicking *Leave Meeting* in the lower right hand corner.





Zoom Directions for Students

FOR **iPAD** USERS 🎧 Headphones help with background noise!

1. Download the [Zoom Cloud Meetings app](#).

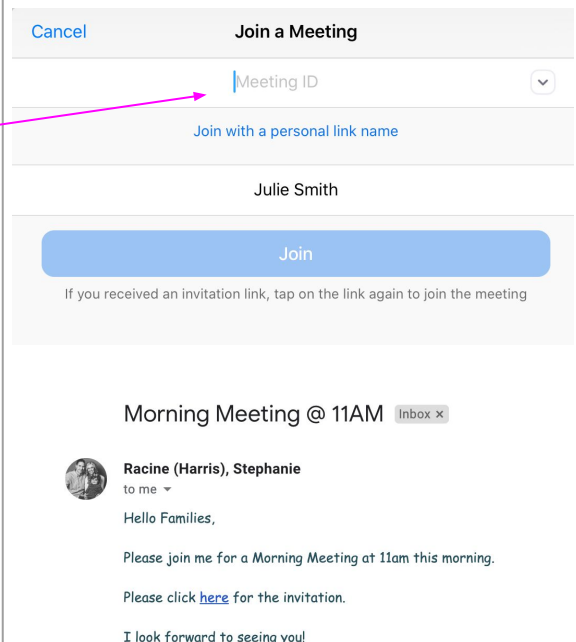
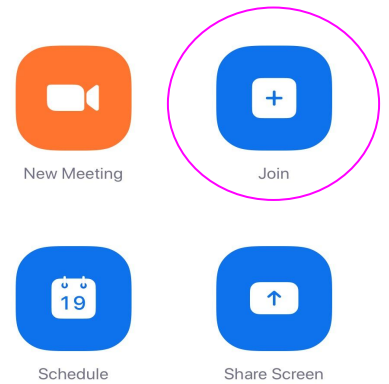


There are two ways to access your meeting:

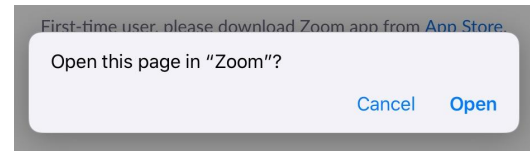
2. Option 1:
Open the app and tap *Join*.

Enter the meeting ID number your teacher sends you and then click *Join*.

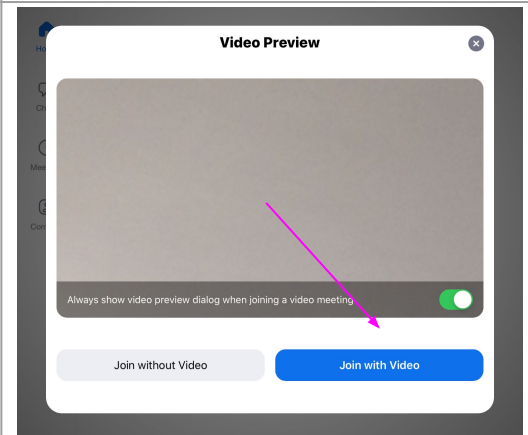
Option 2:
Click on the link your teacher sends or posts.



Option 2 continued:
Tap *Open* to open the meeting in the Zoom app.



4. Tap *Join with Video* or *Join without video* based on what your teacher has instructed you to do.

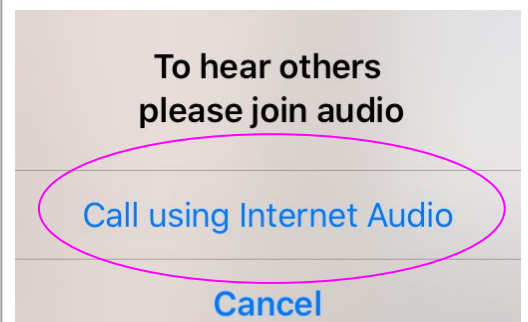


5. Tap *Call using Internet Audio*

Troubleshooting:

What if my teacher cannot hear me?

- Top right corner next to the microphone, click the ^ arrow to try other microphones.



6. If you need to leave the meeting early or your teachers says the meeting has come to an end, you will want to exit the room by clicking *Leave Meeting* in the upper left hand corner.

